


# A-KLP .COM

## Cable Lug Machines & Molds

SINCE 1947



**A-KLP Machinery Design**

info@A-KLP.com

WHATSAPP LINE: +90 551 551 2508

2022



# About Us

A-KLP is a boutique family company that developing products at the request of customers since 1947.

Following the requests of our customers, we manufacture manual, semi-automatic, and fully automatic machines and molds.

DO YOU WANT TO  
PRODUCE MORE THAN  
30.000 CABLE LUGS IN A  
DAY WITH LESS STAFF, LESS  
RAW MATERIAL WASTAGES,  
AND LESS ENERGY  
CONSUMPTION?

IF YOU SAY YES, IT'S TIME TO BUY  
FULL AUTOMATIC CABLE LUG  
MOLDS AND MACHINES.




We offer you high capacity and high-quality production opportunities in small areas. More productivity with less staff, less raw material wastages, and less energy consumption.





# Full Automatic Cable Lug Molds FACLM



With the new design  
FULL AUTOMATIC CABLE  
LUG MOLDS  
-FACLM-

your production from a  
single press machine is  
10 times higher than the  
classical method.  
Also, no press machine  
operator is required.





# Connector & Terminal Molds

With FULL AUTOMATIC PROGRESSIVE METAL MOLDS

You can immediately start mass production of terminals, connectors, and many other parts.



**A KLP** TASARIM MAKINA

# Manual Cable Lug Molds

You can produce 2 cable lugs in a single mold instead of 2 molds in Eccentric Press Machine with the **NEW DESIGN MANUAL CORE MOLDS**.

Material loading and product unloading is done manually.


You may produce up to 10,000 cable lugs per day, depending on the dimensions.




**A KLP** TASARIM MAKINA

# Full Automatic Cable Lug Hydraulic System

The rotary table system consists of four stations and a two-head hydraulic press machine.



30 tons



50 tons



80 tons

Special Double Hydraulic Press Production Speed:

30 Tons: 6-120 sqmm => 1 piece of cable lug in 3 sec


50 Tons: 120-240 sqmm => 1 piece of cable lug in 6 sec

80 Tons: 120-630 sqmm => 1 piece of cable lug in 8 sec



# Cutting and Countersinking Machines

Following the request of our customers, We produce full automatic custom machines that may inline pipe cutting and countersink.



Orbital cutting has no swarf, and rotating blades are cut precisely without sawdust and wastages.



**A KLP** TASARIM MAKINA

# DSCSM0545

HOW IT WORKS?

## DOUBLE SIDED COUNTERSINKING MACHINE

**STEP  
1**

5-45 mm diameter copper pipes are pushed into the countersinking machine's chamber by vibration



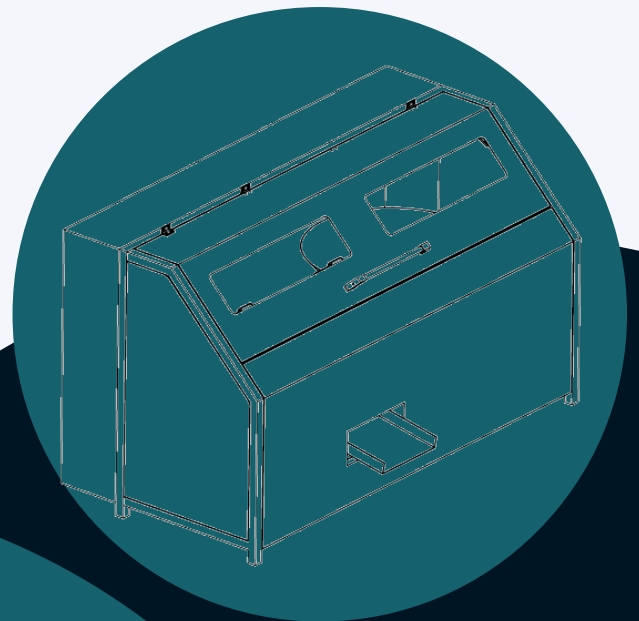
**STEP  
2**

Both open ends of the piece of copper pipe with a length of a double cable lug are countersunk.



**STEP  
3**

The pipe pieces which countersunk are free-fell with pneumatic arm action



## CAPACITY

Countersinks both ends of 1 pipe in 2 seconds (2 cable lugs in 2 seconds)

OC0516

HOW IT WORKS?

# ORBITAL CUTTING MACHINE (COPPER & ALUMINIUM PIPES) WITH REEL OPENER

**STEP  
1**

The copper (or aluminium) diameter of 5-45 mm pipe which is wound in the form of the spool, gets unwrapped.



**STEP  
2**

Uncoiled copper (or aluminium) pipe is straightened.

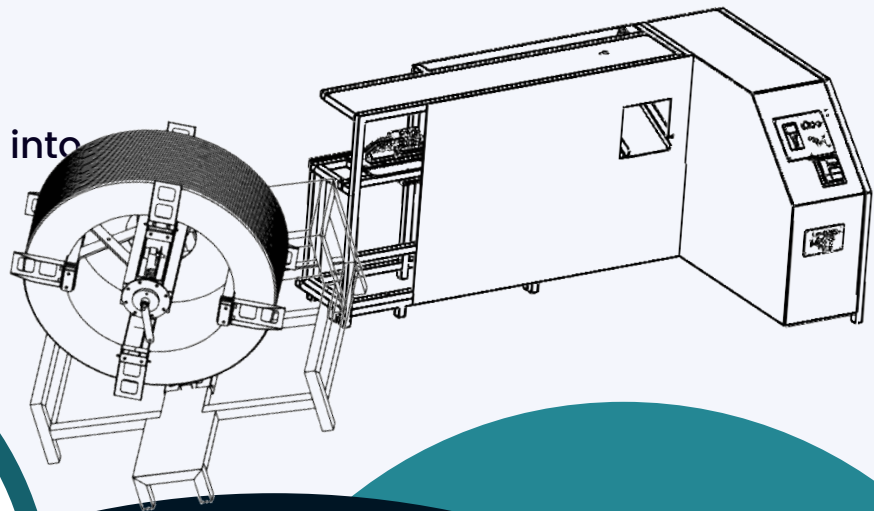


**STEP  
3**

The straightened pipe is cut, using rotary blades without waste.

**STEP  
4**

The cut bars fall freely into the basket.



**Cuts 1 pipe in 2 seconds  
(2 cable lugs in 2  
seconds)**



OC1642

HOW IT WORKS?

## ORBITAL CUTTING MACHINE (COPPER & ALUMINIUM PIPES)

**STEP  
1**

16-42 mm diameter copper/aluminium pipes are placed in a linear chamber manually or through a FAPFMS machine.



**STEP  
2**

The copper pipe is pushed to the proper length to be cut.

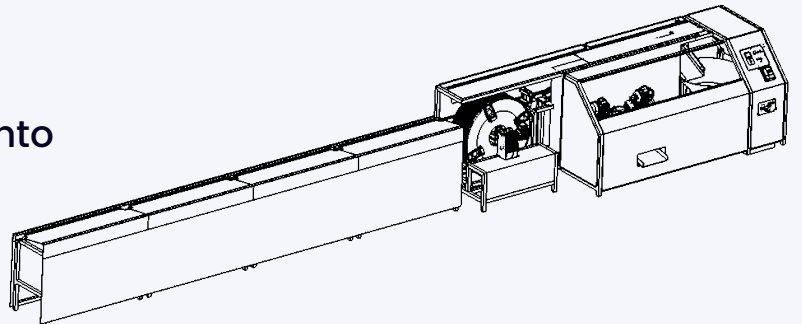


**STEP  
3**

The pipe pushed forward is cut by rotating blades without wastage.

**STEP  
4**

The cut bars fall freely into the basket.



HOW IT WORKS?

## FULLY AUTOMATIC PIPE FEEDING MAGAZINE SYSTEM

### F.A.P.F.M.S.

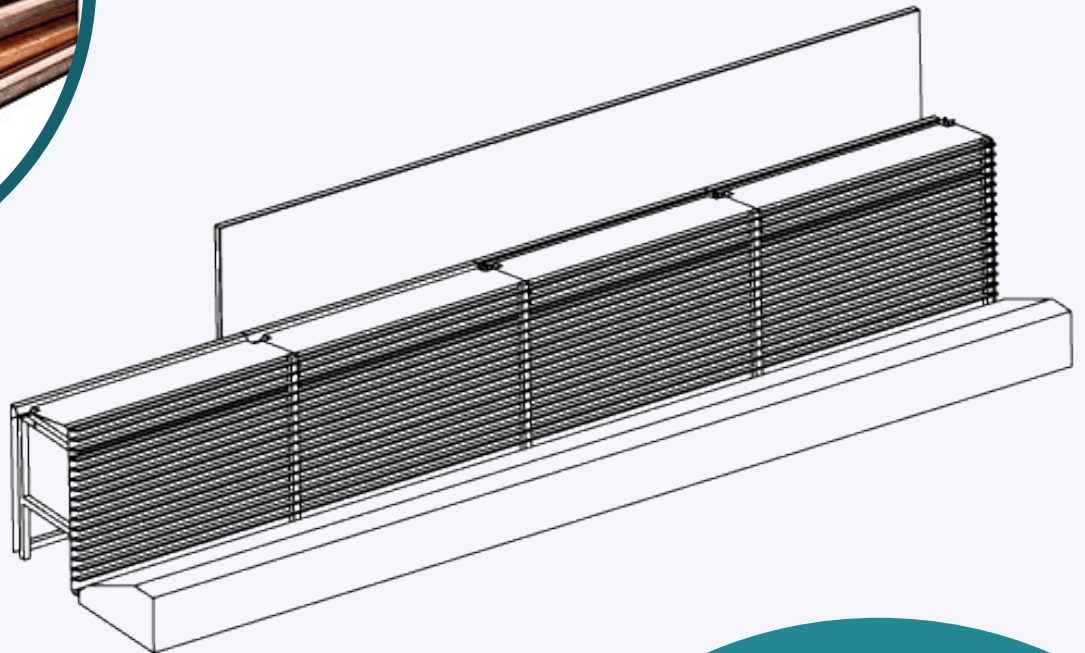
#### STEP 1

4 meters long and 16-42 mm diameter bundle of pipe (approximately 1 ton) are placed in the chamber.



#### STEP 2

The pipes in the cabin are transported automatically one by one to the automatic machine (OC1642) by the elevator system.



# 5 Stages of the Purchasing Process

1

Share with us the technical drawings and/or dimension tables of the products to be produced by the mold or machine you will order

2

Our offer will be sent to you as a proforma invoice. Approve and sign the proforma invoice sent to you and send us back its image.

3

Send the prepayment specified in the proforma invoice to our bank account and share the payment receipt via e-mail with us. After your payment is transferred to our bank account, the production of your order will be started

4

Trial production of your machines and/or molds will be carried out in our workshop. You can watch the trial production live in our workshop. The samples obtained from the trial production are sent to you for your evaluation and approval.

5

The products are made ready for shipment and delivery after your approval. Delivery is made after balance payment.



# Terms of Sale

The machines and/or molds ordered will be delivered (EXW Istanbul) to the buyer within 90 days after prepayment.

The buyer must provide A-KLP with free raw materials for trial production samples within one month after placing the order. Otherwise, A-KLP reserves the right to cancel and change the agreed delivery date.

Under regular operating conditions, A-KLP offers a one-year warranty on non-wear parts. (Plc Control And Driver, Vibration Boiler, Mold Set And Electrical Parts)

Installation and Training - The Installation and Training Charges are not included in this quotation. The installation and training fee is \$250 per person per day. In addition to this fee, accommodation expenses, round-trip flight tickets, and meals from Istanbul belong to the buyer. Service days from departure to return are foreseen as 5 days for 2 people. (\$2,500 + expenses for 5 Days)

Overtime on installation - The costs of the overtime days during the installation -except for the problems arising from the quality of the machine- belong to the buyer.

Approval Time - The machines and/or the molds must be approved by the order description. Approval time must be in two weeks after after the trial production samples have been received.

Modifications - The extra cost of modifications caused by the buyer belongs to the buyer. If machines and/or molds fail to deliver to the buyer due to the buyer's problems, A-KLP accepts no responsibility in this regard and the buyer cannot request a refund of the payment.

## PAYMENT TERMS:

50% Of the total amount of this Appendix is paid in advance after the present Appendix is signed. The rest 50% of the total amount will be paid before delivery of the machines and/or the molds.

# FREQUENTLY ASKED QUESTIONS

## F.A.Q

\* Which machines and molds in the list should we buy?

You must order a different mold for each different part in your production plan. It is important for production optimization that you determine your choice between the molds in the fully automatic, semi-automatic or manual system according to your annual production target.

\* What are the machines and molds required for start-up?

For Fully Automatic Production

- 1 - Pipe Cutting Machines (Orbital Cutting Machine)
- 2 - Countersinking / Butt Connector Machine: For countersinking the pipe at both ends.
- 3 - Eccentric Type Mechanical Press Machine : (According to cable lug dimensions: 35 tons for 6/70 mm<sup>2</sup>; 50 tons for:70/240 mm<sup>2</sup>; 120 tons for: 240/1000 mm<sup>2</sup>).

You can use your existing Eccentric Type Mechanical Press Machines but the table hammer distance of machine must 300 mm minimum.

- 4 - Manual or fully automatic molds for each different cable lug, common vibro boiler and PLC system box for molds. (minimum order quantity for mold is 5)

For Semi- Automatic Production ( For One Cable Lug)

- 1 - Pipe Cutting Machines (Orbital Cutting Machine)
- 2 - Countersinking / Butt Connector Machine: For countersinking the pipe at both ends.
- 3 - Custom Multi-Head Rotary Table Hydraulic Type Press Machine: (According to cable lug dimensions: 35 tons for 6/120 mm<sup>2</sup>; 50 tons for: 6/400 mm<sup>2</sup>; 120 tons for: 240/1000 mm<sup>2</sup>).
- 4 - Mold group to be connected to Custom Multi-Head Rotary Table Hydraulic Type Press Machine for each different cable lug.

For Semi- Automatic Production (For Double Cable Lug)

- 1 - Pipe Cutting Machines (Orbital Cutting Machine)
- 2 - Countersinking / Butt Connector Machine: For countersinking the pipe at both ends.
- 3 - Custom Multi-Head Rotary Table Hydraulic Type Press Machine: (According to double pieces cable lug dimensions: 35 tons for 6/70 mm<sup>2</sup>; 50 tons for: 6/240 mm<sup>2</sup>; 120 tons for: 240/1000 mm<sup>2</sup>).
- 4 - Mold group to be connected to hydraulic type pres machine for each different cable lug.

For Manuel Production (For Double Cable Lug)

- 1 - Pipe Cutting Machines (Orbital Cutting Machine)
- 2 - Countersinking / Butt Connector Machine: For countersinking the pipe at both ends
- 3 - Eccentric Type Mechanical Press Machine : (According to cable lug dimensions: 35 tons for 6/70 mm<sup>2</sup>; 50 tons for:70/240 mm<sup>2</sup>; 120 tons for: 240/1000 mm<sup>2</sup>).
- 4 - Manual molds to be connected to Eccentric Type Mechanical Press Machine for each different cable lug.

# FREQUENTLY ASKED QUESTIONS

# F.A.Q

\*How many cable lugs are produced with a mold?

You can produce 5.000 / 10.000 lugs with manual mold in 10 hours.

You can produce 1 cable lug per second with fully automatic mold. An average of 30,000 cable lugs can be produced in 10 hours.

You can produce 6.000 / 10.000 lugs with Semi-automatic mold in 10 hours.

You can produce 1 cable lug per second with fully automatic mold. A pipe piece is cut in 2 seconds with a pipe cutting machine. 2 cable lugs are produced from this cut piece.

\* Can different cable lugs be produced in the same mold?

We do not recommend.

Cable lugs with the same metric section and same size can be produced in the same mold for variable screw diameters.

However, for this process, some parts of the mold must be variable and these parts must be disassembled by the mold master and reassembled with new parts.

Cable lugs with the same metric section and same size can be produced in the same mold for variable screw diameters.

Frequent replacement of mold parts shortens the life of the mold.

When this process, which is not done by us and requires experience, is done outside of our control, these molds are out of warranty.

\*Which Size Of Eccentric Type Mechanical Press Machine We Need?

Bigger cable lug requires bigger mold and bigger Press Machine:

<u>Cable Lug Dimensions</u>	<u>Press Machine</u>
6/35 mm2 -----	15 tons
50/95 mm2 -----	30 tons
120/240-mm2 -----	50 tons
300/625 mm2 -----	80 tons
625/1000 mm2 -----	120 tons

\* What should be the press machine table and hammer dimensions?

Molds can be mounted on standard press machine table. But the Table-Hammer distance of the Press Machine must minimum 300 mm.



# FREQUENTLY ASKED QUESTIONS

# F.A.Q

\*What is the energy consumption of the machines to be used?

Consumption depends on the energy consumption of the press machine you use. Molds do not consume extra energy.

Energy consumption of Pipe cutting machine and Countersinking machine is between 2 and 5 kw/h.

\*What is the production rate of the pipe cutting machine?

A pipe piece is cut in 2 seconds with a pipe cutting machine. 2 cable lugs are produced from this cut piece. Therefore, you can produce a cable lug in 1 second.

\*Is the price of the "Eccentric Type Mechanical Press Machine" included in the price of the "Fully Automatic Cable Lug Machine System"?

No. Not included.

\*Can we use our existing "Eccentric Type Mechanical Press Machine" with "Fully Automatic Cable Lug Machine System"?

Yes, But the Table-Hammer distance of the Press Machine must minimum 300 mm.

\*What is the time required to switch from one mold to another?

Approximately 15 minutes.

\*Can we make custom production with our logo?

Yes,

The answers to "Frequently Asked Questions" are theoretical. These are responses provided taking into account the practice of productions. Because the manufacture follows the requests of customers, the sizes and production quantities are variable.